


Cubu flex life – Notching of dull angles (e.g. 135° corners)



Instructions

Cubu flex life – Notching of dull angles (e.g. 135 ° corners)



- 1 Turn over the profile on the head - put it straight on the trestle - lock the clamping device - cut very carefully.




- 2 Only cut the wooden core - only to the soft lip.

Cut in line **under** the soft lip.



- 3 Remove the wooden core careful.



- 4 Install the Cubu flex life around the corner.

In the last step cut through the plastic coating on the top.






Watch the video
online:



You can find more tips and tricks in our processing videos on our website www.doellken-profiles.com, in the Doellken app or on YouTube.



Do you have any questions about the product or do you need tips from our professionals? Contact us via our app, Hotline: +49 3643 / 4170-711 or at www.doellken-profiles.com!

Döllken Profiles GmbH
Industriestraße 1
59199 Bönen
Follow us on   

T: +49 3643 4170 711
F: +49 3643 4170 330
info@doellken-profiles.com
www.doellken-profiles.com